

Teacher's Name:
Ms. Rueda

Spanish Intermediate



Course Overview

This is an intermediate Spanish class. You will be reviewing basic expressions, and also new vocabulary and grammar, as required by the State of Florida. I will use many different activities that will include the four language skills: listening, speaking, reading, and writing. Class dynamics will include group work, role-plays, dialogues, games, projects and songs. You will also learn about the cultures of many Spanish-speaking countries.

We will be communicating in Spanish as much as possible. This is not as difficult as it may seem. We will do it slowly by learning basic survival phrases and expressions which you will use with me and your classmates. Please do not hesitate to let me know when things are not clear or when you have questions. I am here to help you through this learning process.


If you would like to talk to me or schedule a conference, please

ASSIGNMENTS ONLINE!



REMIND.COM MESSAGE ALERTS

Sign up for the class text alerts for updates on homework, tests, quizzes, and other important due dates. Download the REMIND App! Text **FILL IN THE NUMBER**

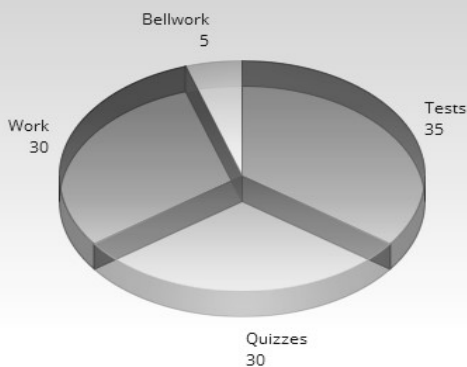


CLASS MATERIALS

- 1 three Ring Binder or one spiral notebook
- Composition notebook
- English-Spanish Dictionary for at home
- Ruled paper
- Pencils or mechanical pencil. **NO PENS!**



How am I Graded?



BoxOfficeMojo

GRADES


Grades will be available in the ESD Portal—students and parents should have their own individual log ins.

HOW TO REACH ME:

- patriciarueda@ssas.org
- (941)330-1855 ext.1419

SPANISH EXTRA HELP will be offer every Wednesday after school (4:00 - 4:30). Just let Ms. Rueda know that you're coming.

Keep this in your class folder.



- * Textbook:
High School Santillana
- * Books and magazines:
Peter va a Colombia (Peter goes to Colombia)
- * Mary Glasgow's Que tal? magazine

Engage, Enlighten, Empower

YEAR PLAN

Quarter 1:

- Identifying yourself and others
- Describing people and relationships
- Express feelings and sensations
- Identifying and describing places
- Expressing existence and saying where things are
- Expressing daily habits
- Expressing an obligation and to express frequency

Quarter 2:

- Talk about shopping
- Expressing like or dislike
- Describing clothes and shoes
- Talking about shopping

Quarter 3:

- Talk about food and beverages
- Expressing necessity
- Describing cooking related actions and utensils
- Describing food

Quarter 4:

- Talk about the body and feelings
- To express habitual actions
- Expressing physical states
- Giving commands and advice and learn about basic reme-

DONATIONS ARE APPRECIATED!

- Tissues
- Ruled paper
- markers

MAKE UP WORK

The student has one school day to make up work for each school day excused absence (day for a day). For example, the student is out for 4 school days then the student has 4 school days to turn in the make-up work. Work can be made up for excused absences, out-of-school suspension, religious holidays, and excused tardiness.

Students should use the absent bin and assignment calendar in the classroom to find missing work/ make up work.

Planned trips and holidays may not apply—try to do make up work BEFORE your trip. Remember to email the principal for approval of trips.

Parents may call the front desk to request make up work for any absences over two days.

Long term projects and tests scheduled before the absence do NOT apply. Students will sit for a test the day that they return.

LATE WORK

Students must turn in work when it is due so that they do not lose points.

Late work will lose 10% each day that it is late. After 3 days is ,worth 50%.

Long-term Projects will receive harsher penalties for tardiness. They will be accepted, however, ONLY for a 50% before the quarter ends.

Plagiarism or copying work will result in a zero and a detention.

Give Me Five:

1. Eyes on Speaker
2. Quiet
3. Be Still
4. Hands Free
5. Listen



PROCEDURES, PROCEDURES, PROCEDURES

- Enter class quietly and sit in your assigned seat.
- Put all required materials on your desk.
- Write your homework in your agenda book.
- Begin bell work.
- Wait for further instructions from your teacher.
- Do not pack up early, the teacher will dismiss you.
- Turn in all work in your class period's wall bin.

RULES & CONSEQUENCES

Rules

- Show respect to teachers, students, and other's property.
- Follow all directions.
- Raise your hand to be called upon.
- Be prepared to learn every day.

Consequences

1. Warning (silent look or verbal)
2. Write the Rules
3. Behavior Essay w/ Connect Ed
4. Morning Detention w/ Connect Ed
5. County Referral



**Did you write your name
on your paper?**

	First Name Last Name
	Period
Assignment Title	Date

RESTROOM/ POTTY / TOILET

How to Leave the Classroom

1. Write a pass in your agenda, on today's date.
2. Write destination and time.
3. Bring to your teacher silently.
4. They will sign it
5. Sign the sign out by the door
6. Leave quietly

Contract and Information Sheet

Student Name: _____ Class Period: _____

I, _____, have thoroughly read, understand and accept the expectations set forth for success in this classroom. My parent(s)/guardian(s) have also read, understood and accepted the terms set forth.

Date: _____

Student Signature

Date: _____

Parent/Guardian Signature

These expectations are due by Friday. This will be due at the beginning of class for a homework grade and must contain both a parent/guardian and student signature.

CONTACT INFORMATION

1 st Guardian Name:	2 nd Guardian Name:
E-Mail Address	E-Mail Address
Home Phone#	Home Phone #
Cell Phone #	Cell Phone #

Return this page to your teacher by Friday.